



# Connections PCS

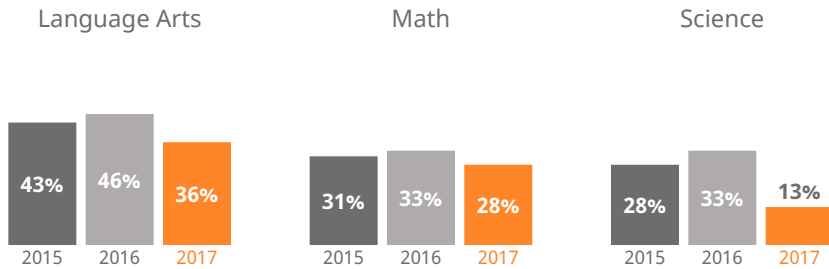
174 Kamehameha Avenue, Hilo, Hawaii | Hawaii | Charter Schools

**THE STRIVE HI SCHOOL PERFORMANCE REPORT** is an annual snapshot of a school's performance on key indicators of student success. This report shows schools' progress on the Department and Board of Education's Strategic Plan and federally-required indicators under the Every Student Succeeds Act. These results help inform action for teachers, principals, community members, and other stakeholders.



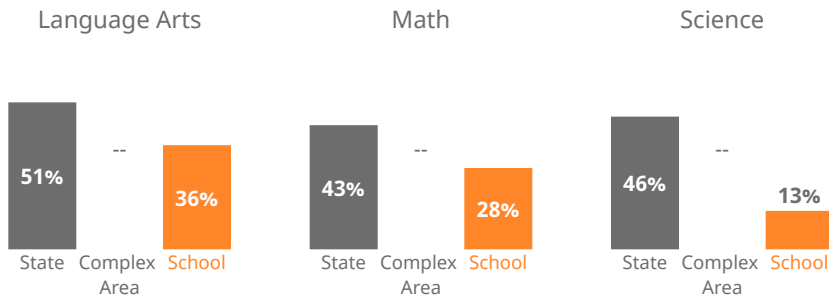
## How are students performing in each subject?

Measures the percent of students meeting the standard/who are proficient on state assessments.



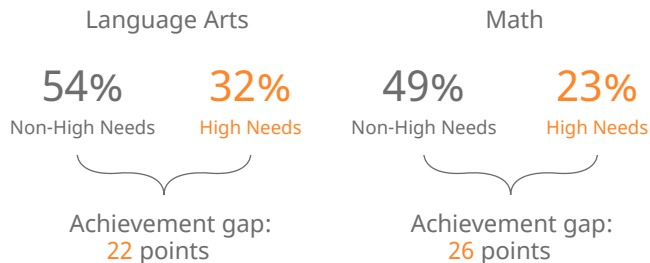
## How are students performing compared to others?

Compares the percent of students meeting the standard/who are proficient on state assessments.



## How are student subgroups performing?

High Needs: English learners, economically disadvantaged, and students receiving Special Education services. Non-High Needs: All other students.



-- of students learning English are **on-track** to English language proficiency

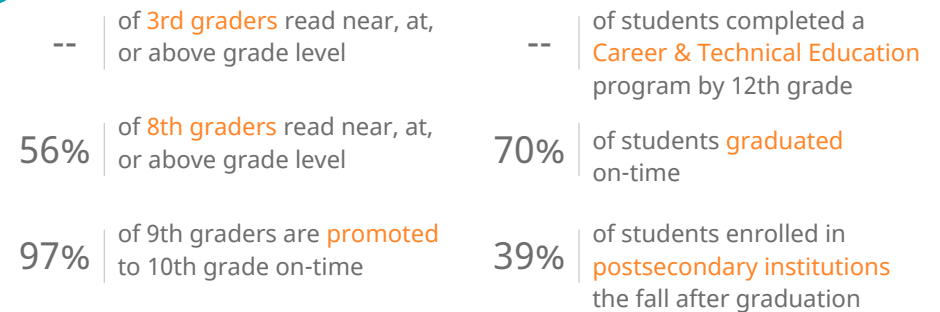


## How do students' progress compare to their peers'?

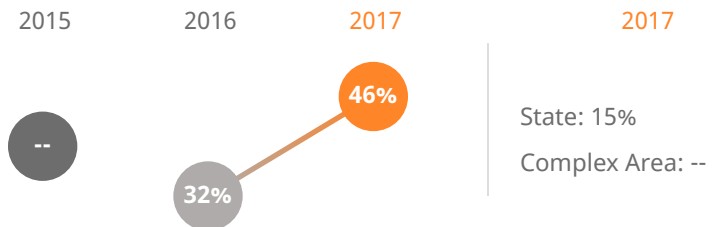
The Median Growth Percentile (MGP) shows the relative progress of the average student on state assessments. For example, an MGP of 60 means the average student performance was better than 60% of students that scored similarly on previous state assessments.



## How many students are prepared for transition?



## How many students missed 15 or more days of school this year?



## Do students feel safe at this school?

Measures student responses on the Safety dimension of the School Quality Survey.

How students feel about their safety --

# Connections PCS

174 Kamehameha Avenue, Hilo, Hawaii | Hawaii | Charter Schools

## Our Story

Our mission is to create an 'ohana which is conducive to the recognition and development of individual talents. Thematic and experiential learning experiences are provided which focus on how students construct knowledge using creative and critical thinking. A forum for the development of the ability to recognize and differentiate a quality result or product is offered. Classroom experiences are connected to real life experiences so that students can grow in the understanding of themselves in relation to their community and the world.

To establish and sustain a community, business, and learning 'ohana (family). Within this framework, inquiry and project-based curricula will stress independent thinking, development of the individual's mind and talents, cooperative learning, sense of self within the neighborhood and the world-wide community with particular attention to the precious and unique environment of Hawaii, both as an island ecology and a place where ethnic diversity is the norm.

## The Strategic Plan

The Strategic Plan describes shared objectives for equity and excellence for every child. To measure progress on the Strategic Plan, we report on key statewide success indicators. These indicators represent the health of public education, focusing on those which have greatest impact on student success, as well as state and federal requirements. They do not comprehensively represent the diverse measures of success valued by our nearly 300 schools. Schools address their unique approach to indicators through their Academic and Financial Plans and charter school contracts. Learn more at <http://bit.ly/1WqgQrL>

## About Our School

Principal | John L. Thatcher II

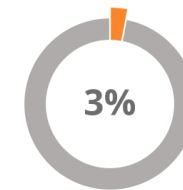
Grades | K-12

808-961-3664

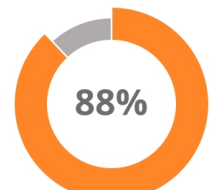
[www.connectionscharterschool.org](http://www.connectionscharterschool.org)

369

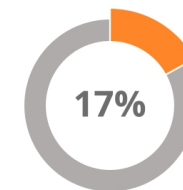
students enrolled



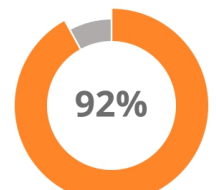
of students are English language learners



of students are eligible for Free or Reduced Lunch



of students receive Special Education services



of students receiving Special Education services are in general education classes most of the day

How do you measure how well a school is doing? In our estimation, it's more than scores on high-stakes tests. Schools should show that they are supporting children along the educational pipeline toward college, career, and community readiness. Are our students attending school? Are they graduating? Are they going to college? And how successfully are schools reducing the achievement gap between high-needs and non-high needs students?

The Strive HI Performance System was designed to account for these factors in student success. Initially created in 2013 by a U.S. Department of Education waiver from certain aspects of the former No Child Left Behind Act, Strive HI has been refocused by the goals and priorities of the 2017-2020 Department of Education and Board of Education Strategic Plan, the governing document for the public education system. Our Strategic Plan provides a common foundation of expectations and supports for public education, centering on closing the achievement gap to ensure equity and excellence in our schools.

Learn more at <http://bit.ly/StriveHISystem>



# Connections PCS

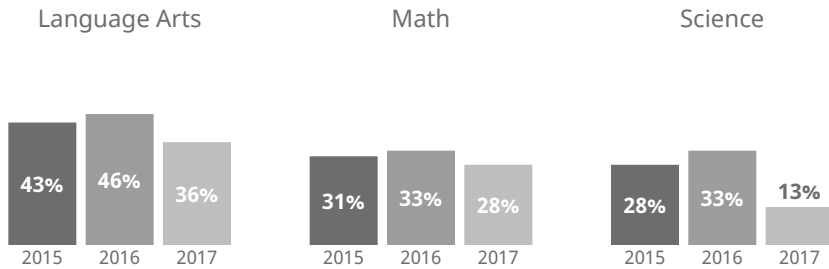
174 Kamehameha Avenue, Hilo, Hawaii | Hawaii | Charter Schools

**THE STRIVE HI SCHOOL PERFORMANCE REPORT** is an annual snapshot of a school's performance on key indicators of student success. This report shows schools' progress on the Department and Board of Education's Strategic Plan and federally-required indicators under the Every Student Succeeds Act. These results help inform action for teachers, principals, community members, and other stakeholders.



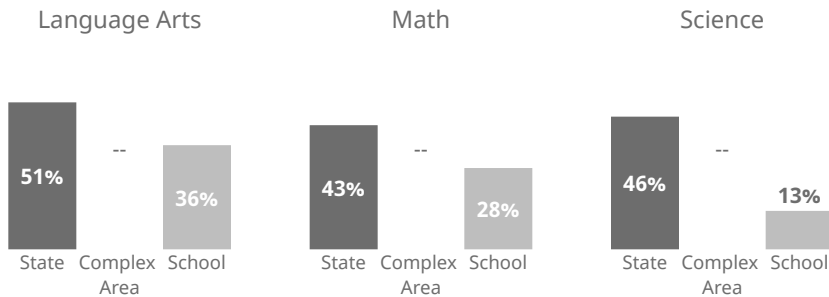
## How are students performing in each subject?

Measures the percent of students meeting the standard/who are proficient on state assessments.



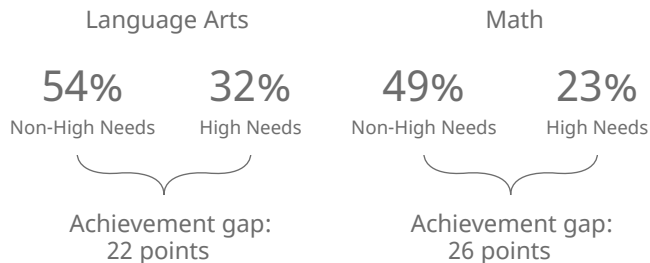
## How are students performing compared to others?

Compares the percent of students meeting the standard/who are proficient on state assessments.



## How are student subgroups performing?

High Needs: English learners, economically disadvantaged, and students receiving Special Education services. Non-High Needs: All other students.



--  
of students learning English are on-track to English language proficiency

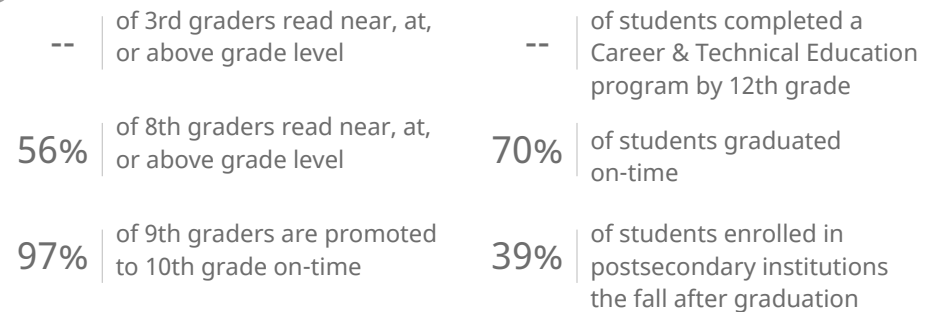


## How do students' progress compare to their peers'?

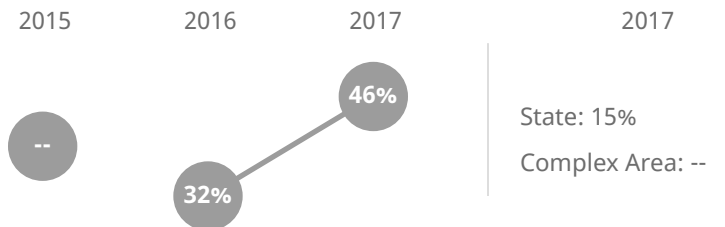
The Median Growth Percentile (MGP) shows the relative progress of the average student on state assessments. For example, an MGP of 60 means the average student performance was better than 60% of students that scored similarly on previous state assessments.



## How many students are prepared for transition?

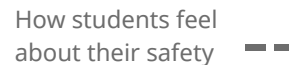


## How many students missed 15 or more days of school this year?



## Do students feel safe at this school?

Measures student responses on the Safety dimension of the School Quality Survey.



# Connections PCS

174 Kamehameha Avenue, Hilo, Hawaii | Hawaii | Charter Schools

## Our Story

Our mission is to create an 'ohana which is conducive to the recognition and development of individual talents. Thematic and experiential learning experiences are provided which focus on how students construct knowledge using creative and critical thinking. A forum for the development of the ability to recognize and differentiate a quality result or product is offered. Classroom experiences are connected to real life experiences so that students can grow in the understanding of themselves in relation to their community and the world.

To establish and sustain a community, business, and learning 'ohana (family). Within this framework, inquiry and project-based curricula will stress independent thinking, development of the individual's mind and talents, cooperative learning, sense of self within the neighborhood and the world-wide community with particular attention to the precious and unique environment of Hawaii, both as an island ecology and a place where ethnic diversity is the norm.

## The Strategic Plan

The Strategic Plan describes shared objectives for equity and excellence for every child. To measure progress on the Strategic Plan, we report on key statewide success indicators. These indicators represent the health of public education, focusing on those which have greatest impact on student success, as well as state and federal requirements. They do not comprehensively represent the diverse measures of success valued by our nearly 300 schools. Schools address their unique approach to indicators through their Academic and Financial Plans and charter school contracts. Learn more at <http://bit.ly/1WqqQrL>

## About Our School

Principal | John L. Thatcher II

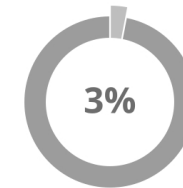
Grades | K-12

808-961-3664

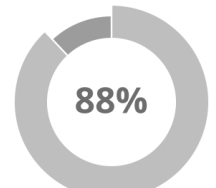
[www.connectionscharterschool.org](http://www.connectionscharterschool.org)

369

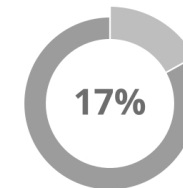
students enrolled



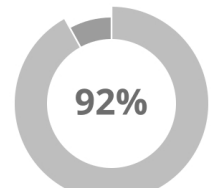
of students are English language learners



of students are eligible for Free or Reduced Lunch



of students receive Special Education services



of students receiving Special Education services are in general education classes most of the day

How do you measure how well a school is doing? In our estimation, it's more than scores on high-stakes tests. Schools should show that they are supporting children along the educational pipeline toward college, career, and community readiness. Are our students attending school? Are they graduating? Are they going to college? And how successfully are schools reducing the achievement gap between high-needs and non-high needs students?

The Strive HI Performance System was designed to account for these factors in student success. Initially created in 2013 by a U.S. Department of Education waiver from certain aspects of the former No Child Left Behind Act, Strive HI has been refocused by the goals and priorities of the 2017-2020 Department of Education and Board of Education Strategic Plan, the governing document for the public education system. Our Strategic Plan provides a common foundation of expectations and supports for public education, centering on closing the achievement gap to ensure equity and excellence in our schools.

Learn more at <http://bit.ly/StriveHISystem>