



DreamHouse Ewa Beach PCPC

91-1121 Keaunui Drive #219 | Oahu | Charter Schools

THE STRIVE HI SCHOOL PERFORMANCE REPORT is an annual snapshot of a school's performance on key indicators of student success. This report shows schools' progress on the Department and Board of Education's Strategic Plan and federally-required indicators under the Every Student Succeeds Act. These results help inform action for teachers, principals, community members, and other stakeholders.

*** IMPORTANT:** Due to COVID-19, Hawaii public schools were waived from statewide testing by the U.S. Department of Education. As a result, a number of test-derived results are not available for 2020. Therefore (1) school proficiency rates along with complex area and state proficiency averages, (2) achievement gaps, (3) academic growth, and (4) third and eighth grade literacy are not reported.

****** 2020 chronic absenteeism is based on absences only through the end of the third quarter (3/13/20). As such, the rate is not directly comparable with 2019 or 2018 which was based on absences through May 1 of each school year.


How are students performing in each subject?

Measures the percent of students meeting the standard/who are proficient on state assessments.



How are students performing compared to others?

Compares the percent of students meeting the standard/who are proficient on state assessments.



How are student subgroups performing?

High Needs: English learners, economically disadvantaged, and students receiving Special Education services. Non-High Needs: All other students.



-- of students learning English are **on-track** to English language proficiency

How are students' academic progress measured?

The Smarter Balanced test shows the relative progress of the average student on state assessments using a Median Growth Percentile (MGP). HSA-Alt & KĀ'EO tests show the percent of students making academic growth each year.



How many 8th graders read on grade level?

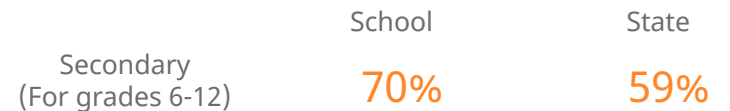
* of 8th graders read **near, at, or above** grade level

How many students missed 15 or more days of school this year?



How do students feel about their school?

Measures percent of students reporting positive school climate as measured by the Panorama Student Survey.



DreamHouse Ewa Beach PCPC

91-1121 Keaunui Drive #219 | Oahu | Charter Schools

Our Story

DreamHouse 'Ewa Beach is Hawaii's newest public charter school and opened its doors in August 2019 for the very first time. The school is committed to empowering homegrown leaders for our island community, and specifically serving children and families of Native Hawaiian ancestry from the 'Ewa Moku, 'Ewa Beach and Kapolei communities, and Leeward Region. Our founding year saw 100 6th grade students grow, develop, and become young, engaged leaders committed to affecting change in our island community.

The school focuses on place- and inquiry-based academics, values-driven leadership development, and social emotional equitable learning. Following a humble start-up year in temporary office space in 'Ewa Beach, the school recently moved into a longer-term home in Kalaeloa - a newly renovated, re-imagined learning space that will house 6th and 7th grades this coming 2020-21 school year. The staff grew by eight, but still remains a small, tight-knit team of 19 entrepreneurial educators who are committed to empowering leaders through an innovative charter school model. The school will begin the 2020-21 school year with 200 children across grades 6 and 7, with over 75 families on a wait list. The school will add an 8th grade next year, 2021-22, and encourages families to visit www.DreamHouseEwaBeach.org for more information.

How do you measure how well a school is doing? In our estimation, it's more than scores on high-stakes tests. Schools should show that they are supporting children along the educational pipeline toward college, career, and community readiness. Are our students attending school? Are they graduating? Are they going to college? And how successfully are schools reducing the achievement gap between high-needs and non-high needs students?

The Strive HI Performance System was designed to account for these factors in student success. Initially created in 2013 by a U.S. Department of Education waiver from certain aspects of the former No Child Left Behind Act, Strive HI has been refocused by the goals and priorities of the 2017-2020 Department of Education and Board of Education Strategic Plan, the governing document for the public education system.

Learn more at <http://bit.ly/StriveHISystem>

About Our School

Principal | Alex Teece

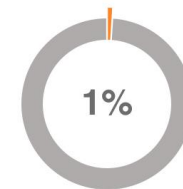
Grades | 6

808-772-4012

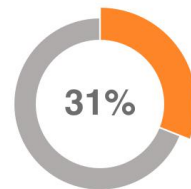
www.dreamhouseewabeach.org

85

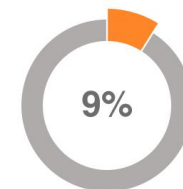
students enrolled



of students are English language learners



of students are eligible for Free or Reduced Lunch



of students receive Special Education services

--

of students receiving Special Education services are in general education classes most of the day



DreamHouse Ewa Beach PCPC

91-1121 Keaunui Drive #219 | Oahu | Charter Schools

THE STRIVE HI SCHOOL PERFORMANCE REPORT is an annual snapshot of a school's performance on key indicators of student success. This report shows schools' progress on the Department and Board of Education's Strategic Plan and federally-required indicators under the Every Student Succeeds Act. These results help inform action for teachers, principals, community members, and other stakeholders.

*** IMPORTANT:** Due to COVID-19, Hawaii public schools were waived from statewide testing by the U.S. Department of Education. As a result, a number of test-derived results are not available for 2020. Therefore (1) school proficiency rates along with complex area and state proficiency averages, (2) achievement gaps, (3) academic growth, and (4) third and eighth grade literacy are not reported.

****** 2020 chronic absenteeism is based on absences only through the end of the third quarter (3/13/20). As such, the rate is not directly comparable with 2019 or 2018 which was based on absences through May 1 of each school year.

How are students performing in each subject?

Measures the percent of students meeting the standard/who are proficient on state assessments.

Language Arts			Math			Science		
--	--	*	--	--	*	--	--	*
2018	2019	2020	2018	2019	2020	2018	2019	2020

How are students performing compared to others?

Compares the percent of students meeting the standard/who are proficient on state assessments.

Language Arts		Math		Science	
*	*	*	*	*	*

How are student subgroups performing?

High Needs: English learners, economically disadvantaged, and students receiving Special Education services. Non-High Needs: All other students.

Language Arts		Math	
*	*	*	*
Non-High Needs	High Needs	Non-High Needs	High Needs

--
of students learning English are on-track to English language proficiency

How are students' academic progress measured?

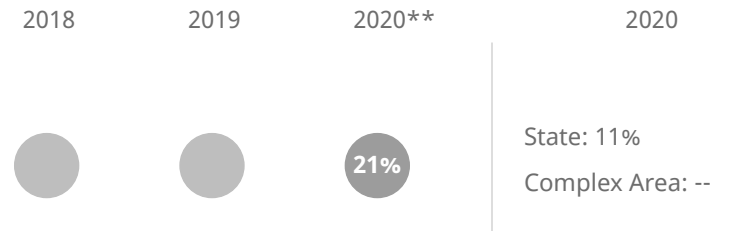
The Smarter Balanced test shows the relative progress of the average student on state assessments using a Median Growth Percentile (MGP). HSA-Alt & KĀ'EO tests show the percent of students making academic growth each year.

Smarter Balanced		HSA-Alt		KĀ'EO	
*	*	*	*	*	*
Language Arts	Math	Language Arts	Math	Language Arts	Math

How many 8th graders read on grade level?

* of 8th graders read near, at, or above grade level

How many students missed 15 or more days of school this year?



How do students feel about their school?

Measures percent of students reporting positive school climate as measured by the Panorama Student Survey.

Secondary (For grades 6-12)	School	State
70%	70%	59%

DreamHouse Ewa Beach PCPC

91-1121 Keaunui Drive #219 | Oahu | Charter Schools

Our Story

DreamHouse 'Ewa Beach is Hawaii's newest public charter school and opened its doors in August 2019 for the very first time. The school is committed to empowering homegrown leaders for our island community, and specifically serving children and families of Native Hawaiian ancestry from the 'Ewa Moku, 'Ewa Beach and Kapolei communities, and Leeward Region. Our founding year saw 100 6th grade students grow, develop, and become young, engaged leaders committed to affecting change in our island community.

The school focuses on place- and inquiry-based academics, values-driven leadership development, and social emotional equitable learning. Following a humble start-up year in temporary office space in 'Ewa Beach, the school recently moved into a longer-term home in Kalaeloa - a newly renovated, re-imagined learning space that will house 6th and 7th grades this coming 2020-21 school year. The staff grew by eight, but still remains a small, tight-knit team of 19 entrepreneurial educators who are committed to empowering leaders through an innovative charter school model. The school will begin the 2020-21 school year with 200 children across grades 6 and 7, with over 75 families on a wait list. The school will add an 8th grade next year, 2021-22, and encourages families to visit www.DreamHouseEwaBeach.org for more information.

How do you measure how well a school is doing? In our estimation, it's more than scores on high-stakes tests. Schools should show that they are supporting children along the educational pipeline toward college, career, and community readiness. Are our students attending school? Are they graduating? Are they going to college? And how successfully are schools reducing the achievement gap between high-needs and non-high needs students?

The Strive HI Performance System was designed to account for these factors in student success. Initially created in 2013 by a U.S. Department of Education waiver from certain aspects of the former No Child Left Behind Act, Strive HI has been refocused by the goals and priorities of the 2017-2020 Department of Education and Board of Education Strategic Plan, the governing document for the public education system.

Learn more at <http://bit.ly/StriveHISystem>

About Our School

Principal | Alex Teece

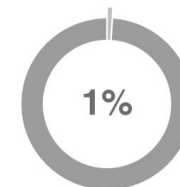
Grades | 6

808-772-4012

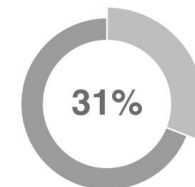
www.dreamhouseewabeach.org

85

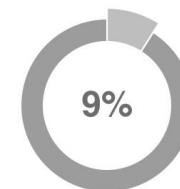
students enrolled



of students are English language learners



of students are eligible for Free or Reduced Lunch



of students receive Special Education services

--

of students receiving Special Education services are in general education classes most of the day