



Hālau Kū Māna PCS

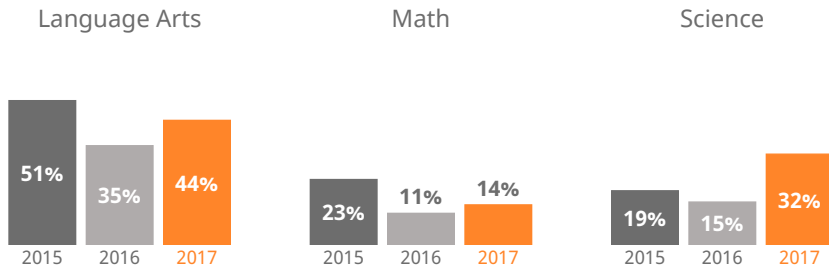
2101 Makiki Heights Drive, Honolulu, Hawaii | Oahu | Charter Schools

THE STRIVE HI SCHOOL PERFORMANCE REPORT is an annual snapshot of a school's performance on key indicators of student success. This report shows schools' progress on the Department and Board of Education's Strategic Plan and federally-required indicators under the Every Student Succeeds Act. These results help inform action for teachers, principals, community members, and other stakeholders.



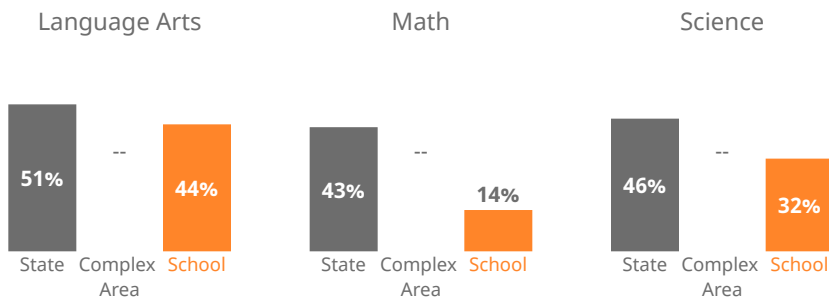
How are students performing in each subject?

Measures the percent of students meeting the standard/who are proficient on state assessments.



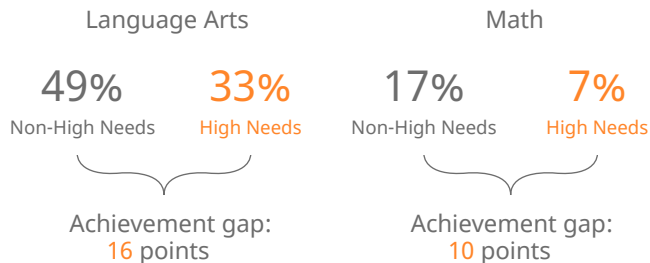
How are students performing compared to others?

Compares the percent of students meeting the standard/who are proficient on state assessments.



How are student subgroups performing?

High Needs: English learners, economically disadvantaged, and students receiving Special Education services. Non-High Needs: All other students.



-- of students learning English are **on-track** to English language proficiency

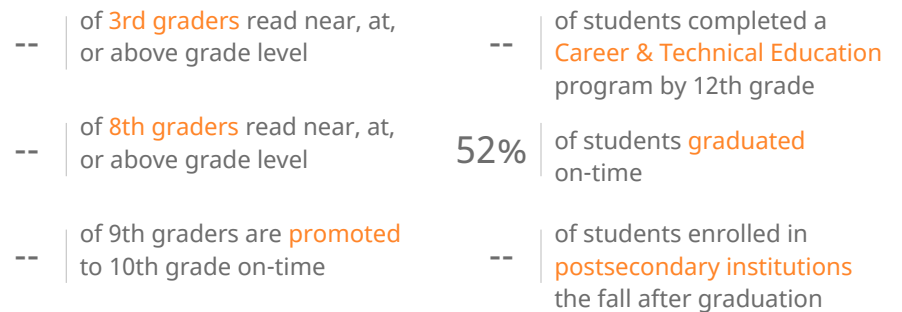


How do students' progress compare to their peers'?

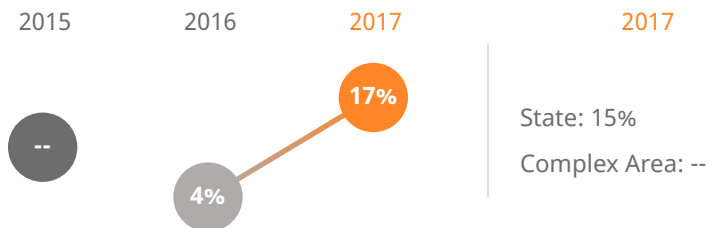
The Median Growth Percentile (MGP) shows the relative progress of the average student on state assessments. For example, an MGP of 60 means the average student performance was better than 60% of students that scored similarly on previous state assessments.



How many students are prepared for transition?

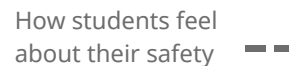


How many students missed 15 or more days of school this year?



Do students feel safe at this school?

Measures student responses on the Safety dimension of the School Quality Survey.



How do you measure how well a school is doing? In our estimation, it's more than scores on high-stakes tests. Schools should show that they are supporting children along the educational pipeline toward college, career, and community readiness. Are our students attending school? Are they graduating? Are they going to college? And how successfully are schools reducing the achievement gap between high-needs and non-high needs students?

The Strive HI Performance System was designed to account for these factors in student success. Initially created in 2013 by a U.S. Department of Education waiver from certain aspects of the former No Child Left Behind Act, Strive HI has been refocused by the goals and priorities of the 2017-2020 Department of Education and Board of Education Strategic Plan, the governing document for the public education system. Our Strategic Plan provides a common foundation of expectations and supports for public education, centering on closing the achievement gap to ensure equity and excellence in our schools.

Learn more at <http://bit.ly/StriveHISystem>

Hālau Kū Māna PCS

2101 Makiki Heights Drive, Honolulu, Hawaii | Oahu | Charter Schools

Our Story

Ho'okumu – Foster a sense of esteem, stewardship and kuleana to the 'aina, our communities and ourselves, through grounding in the ancestral knowledges and practices of Hawai'i and the academic skills necessary to excel in the 21st century.

Ho'okele – Explore and inquire in ways that build upon our ancestral wisdom and bridge to other communities and cultures in a harmonious manner, thus moving toward our highest personal and community goals.

Ho'omana – Provide sustenance and empowerment for ourselves and our communities by striving for high academic, cultural, social, environmental, and economic standards, thus nourishing all piko (centers) – cognitive, emotional, spiritual, and physical.

HKM's vision is to facilitate individual and community healing and empowerment by fostering lifelong learners who think, feel and act in ways that are pono for recognizing strengths and addressing challenges as they seek positive, systemic change in their local, regional and global communities.

The Strategic Plan

The Strategic Plan describes shared objectives for equity and excellence for every child. To measure progress on the Strategic Plan, we report on key statewide success indicators. These indicators represent the health of public education, focusing on those which have greatest impact on student success, as well as state and federal requirements. They do not comprehensively represent the diverse measures of success valued by our nearly 300 schools. Schools address their unique approach to indicators through their Academic and Financial Plans and charter school contracts. Learn more at <http://bit.ly/1WaqQrL>

About Our School

Principal | Brandon Keoni Bunag
Grades | 4-12
808-945-1600
www.halaukumana.org

140

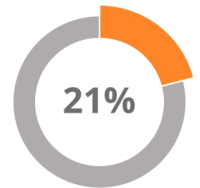
students enrolled

--

of students are English language learners

--

of students receive Special Education services



of students are eligible for Free or Reduced Lunch

--

of students receiving Special Education services are in general education classes most of the day



Hālau Kū Māna PCS

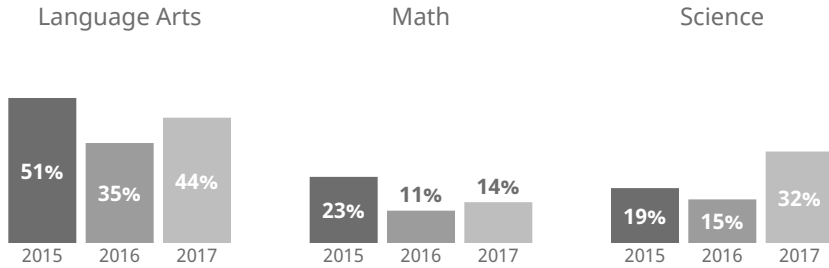
2101 Makiki Heights Drive, Honolulu, Hawaii | Oahu | Charter Schools

THE STRIVE HI SCHOOL PERFORMANCE REPORT is an annual snapshot of a school's performance on key indicators of student success. This report shows schools' progress on the Department and Board of Education's Strategic Plan and federally-required indicators under the Every Student Succeeds Act. These results help inform action for teachers, principals, community members, and other stakeholders.



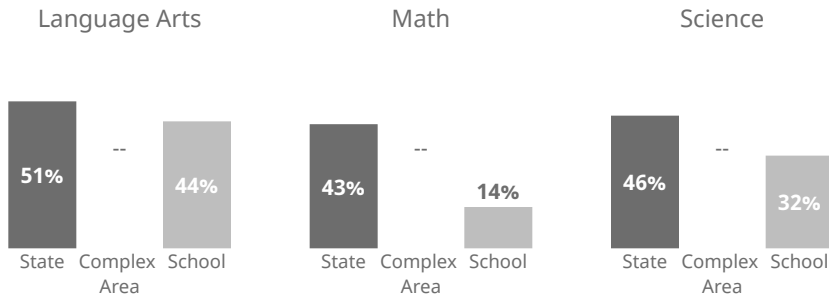
How are students performing in each subject?

Measures the percent of students meeting the standard/who are proficient on state assessments.



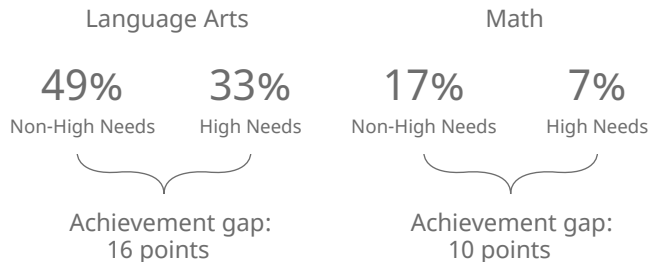
How are students performing compared to others?

Compares the percent of students meeting the standard/who are proficient on state assessments.



How are student subgroups performing?

High Needs: English learners, economically disadvantaged, and students receiving Special Education services. Non-High Needs: All other students.



-- of students learning English are on-track to English language proficiency

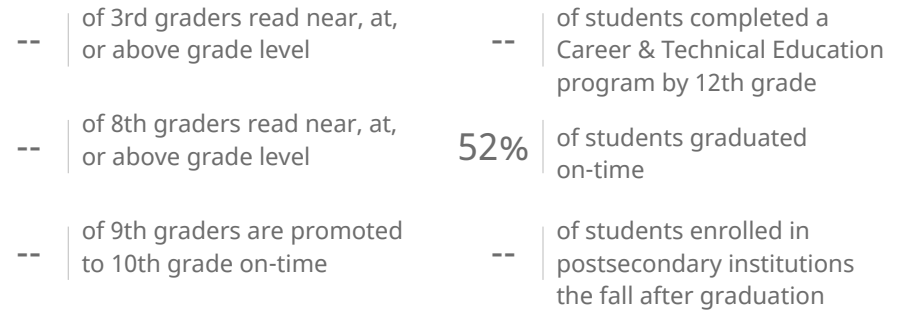


How do students' progress compare to their peers'?

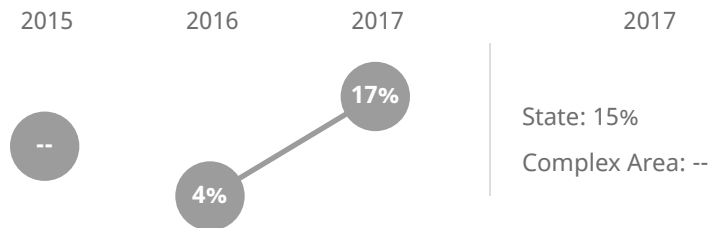
The Median Growth Percentile (MGP) shows the relative progress of the average student on state assessments. For example, an MGP of 60 means the average student performance was better than 60% of students that scored similarly on previous state assessments.



How many students are prepared for transition?

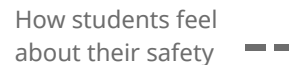


How many students missed 15 or more days of school this year?



Do students feel safe at this school?

Measures student responses on the Safety dimension of the School Quality Survey.



Hālau Kū Māna PCS

2101 Makiki Heights Drive, Honolulu, Hawaii | Oahu | Charter Schools

Our Story

Ho'okumu – Foster a sense of esteem, stewardship and kuleana to the 'aina, our communities and ourselves, through grounding in the ancestral knowledges and practices of Hawai'i and the academic skills necessary to excel in the 21st century.

Ho'okele – Explore and inquire in ways that build upon our ancestral wisdom and bridge to other communities and cultures in a harmonious manner, thus moving toward our highest personal and community goals.

Ho'omana – Provide sustenance and empowerment for ourselves and our communities by striving for high academic, cultural, social, environmental, and economic standards, thus nourishing all piko (centers) – cognitive, emotional, spiritual, and physical.

HKM's vision is to facilitate individual and community healing and empowerment by fostering lifelong learners who think, feel and act in ways that are pono for recognizing strengths and addressing challenges as they seek positive, systemic change in their local, regional and global communities.

The Strategic Plan

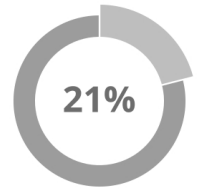
The Strategic Plan describes shared objectives for equity and excellence for every child. To measure progress on the Strategic Plan, we report on key statewide success indicators. These indicators represent the health of public education, focusing on those which have greatest impact on student success, as well as state and federal requirements. They do not comprehensively represent the diverse measures of success valued by our nearly 300 schools. Schools address their unique approach to indicators through their Academic and Financial Plans and charter school contracts. Learn more at <http://bit.ly/1WqgQrL>

About Our School

Principal | Brandon Keoni Bunag
Grades | 4-12
808-945-1600
www.halaukumana.org

140

students enrolled



--
of students are
English language
learners

--
of students are
eligible for Free or
Reduced Lunch

--
of students
receive Special
Education services

--
of students
receiving Special
Education services
are in general
education classes
most of the day

How do you measure how well a school is doing? In our estimation, it's more than scores on high-stakes tests. Schools should show that they are supporting children along the educational pipeline toward college, career, and community readiness. Are our students attending school? Are they graduating? Are they going to college? And how successfully are schools reducing the achievement gap between high-needs and non-high needs students?

The Strive HI Performance System was designed to account for these factors in student success. Initially created in 2013 by a U.S. Department of Education waiver from certain aspects of the former No Child Left Behind Act, Strive HI has been refocused by the goals and priorities of the 2017-2020 Department of Education and Board of Education Strategic Plan, the governing document for the public education system. Our Strategic Plan provides a common foundation of expectations and supports for public education, centering on closing the achievement gap to ensure equity and excellence in our schools.

Learn more at
<http://bit.ly/StriveHISystem>