



Kanuikepono Learning Center PCS

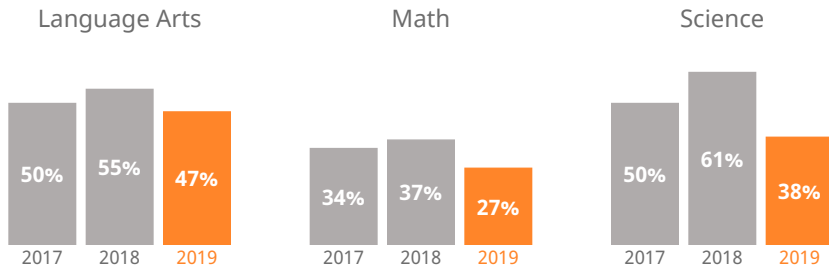
4333 Kukuihale Road, Anahola, Hawaii | Kauai | Charter Schools

THE STRIVE HI SCHOOL PERFORMANCE REPORT is an annual snapshot of a school's performance on key indicators of student success. This report shows schools' progress on the Department and Board of Education's Strategic Plan and federally-required indicators under the Every Student Succeeds Act. These results help inform action for teachers, principals, community members, and other stakeholders.



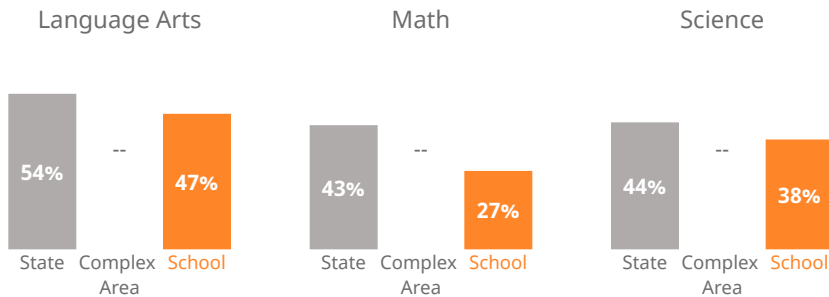
How are students performing in each subject?

Measures the percent of students meeting the standard/who are proficient on state assessments.



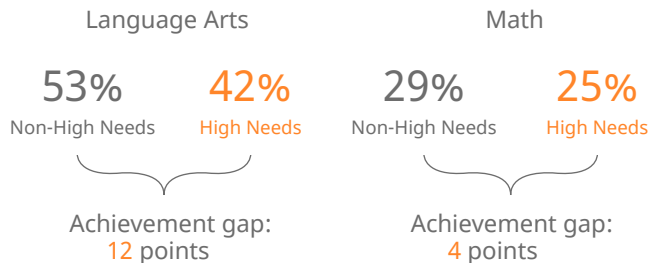
How are students performing compared to others?

Compares the percent of students meeting the standard/who are proficient on state assessments.



How are student subgroups performing?

High Needs: English learners, economically disadvantaged, and students receiving Special Education services. Non-High Needs: All other students.



-- of students learning English are **on-track** to English language proficiency



How are students' academic progress measured?

The Smarter Balanced test shows the relative progress of the average student on state assessments using a Median Growth Percentile (MGP). HSA-Alt & KĀ'EO tests show the percent of students making academic growth each year.

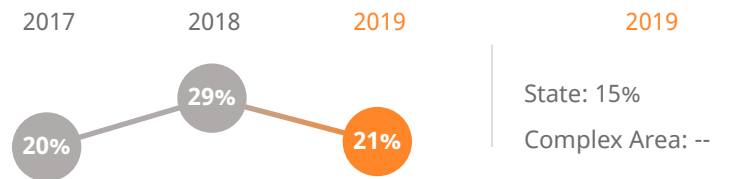


How many students are prepared for transition?

- of **3rd graders** read near, at, or above grade level
- of students completed a **Career & Technical Education** program by 12th grade
- of **8th graders** read near, at, or above grade level
- of students **graduated** on-time
- of 9th graders are **promoted** to 10th grade on-time
- of students enrolled in **postsecondary institutions** the fall after graduation



How many students missed 15 or more days of school this year?



How do students feel about their school?

Measures percent of students reporting positive school climate as measured by the Tripod Student Perception Survey.

98% of students **feel positively** about their school

Kanuikapono Learning Center PCS

4333 Kukuihale Road, Anahola, Hawaii | Kauai | Charter Schools

Our Story

To nurture lifelong learners able to embrace the world of our ancestors and the 21st century; skilled and community minded with aloha and respect for self, family, and the environment.

To cultivate the 21st century learning community, grounded in native education and community renewal.

How do you measure how well a school is doing? In our estimation, it's more than scores on high-stakes tests. Schools should show that they are supporting children along the educational pipeline toward college, career, and community readiness. Are our students attending school? Are they graduating? Are they going to college? And how successfully are schools reducing the achievement gap between high-needs and non-high needs students?

The Strive HI Performance System was designed to account for these factors in student success. Initially created in 2013 by a U.S. Department of Education waiver from certain aspects of the former No Child Left Behind Act, Strive HI has been refocused by the goals and priorities of the 2017-2020 Department of Education and Board of Education Strategic Plan, the governing document for the public education system.

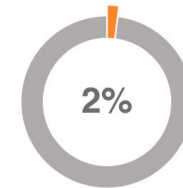
Learn more at
<http://bit.ly/StriveHISystem>

About Our School

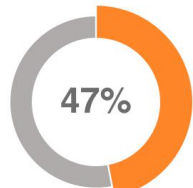
Principal | Kanoe Ahuna
Grades | K-12
808-823-9160
kanuikapono.org

187

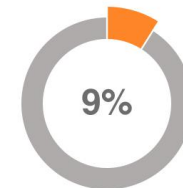
students enrolled



of students are English language learners



of students are eligible for Free or Reduced Lunch



of students receive Special Education services

--

of students receiving Special Education services are in general education classes most of the day



Kanuikepono Learning Center PCS

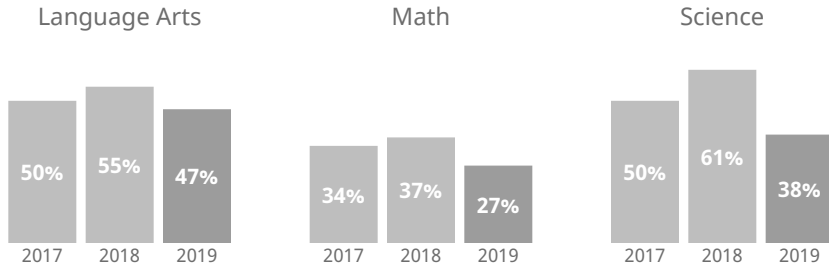
4333 Kukuihale Road, Anahola, Hawaii | Kauai | Charter Schools

THE STRIVE HI SCHOOL PERFORMANCE REPORT is an annual snapshot of a school's performance on key indicators of student success. This report shows schools' progress on the Department and Board of Education's Strategic Plan and federally-required indicators under the Every Student Succeeds Act. These results help inform action for teachers, principals, community members, and other stakeholders.



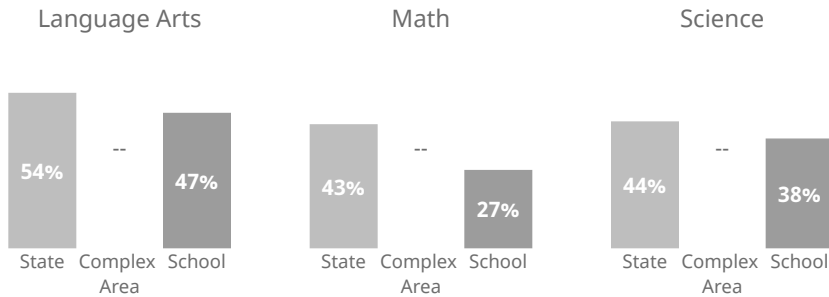
How are students performing in each subject?

Measures the percent of students meeting the standard/who are proficient on state assessments.



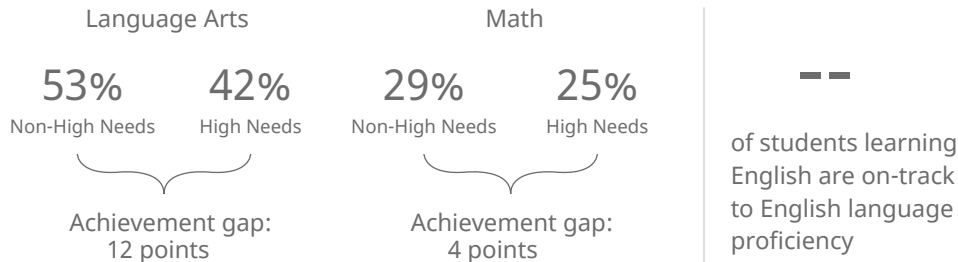
How are students performing compared to others?

Compares the percent of students meeting the standard/who are proficient on state assessments.



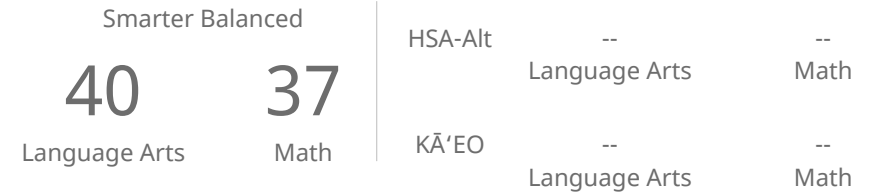
How are student subgroups performing?

High Needs: English learners, economically disadvantaged, and students receiving Special Education services. Non-High Needs: All other students.



How are students' academic progress measured?

The Smarter Balanced test shows the relative progress of the average student on state assessments using a Median Growth Percentile (MGP). HSA-Alt & KĀ'EO tests show the percent of students making academic growth each year.

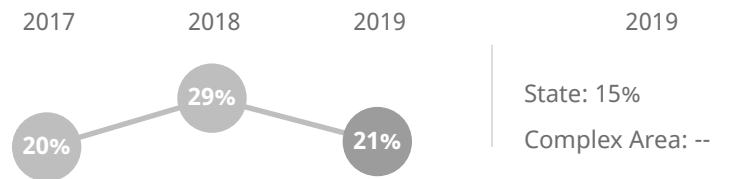


How many students are prepared for transition?

- of 3rd graders read near, at, or above grade level
- of 8th graders read near, at, or above grade level
- of 9th graders are promoted to 10th grade on-time
- of students completed a Career & Technical Education program by 12th grade
- of students graduated on-time
- of students enrolled in postsecondary institutions the fall after graduation



How many students missed 15 or more days of school this year?



How do students feel about their school?

Measures percent of students reporting positive school climate as measured by the Tripod Student Perception Survey.

98% of students feel positively about their school

Kanuikapono Learning Center PCS

4333 Kukuihale Road, Anahola, Hawaii | Kauai | Charter Schools

Our Story

To nurture lifelong learners able to embrace the world of our ancestors and the 21st century; skilled and community minded with aloha and respect for self, family, and the environment.

To cultivate the 21st century learning community, grounded in native education and community renewal.

How do you measure how well a school is doing? In our estimation, it's more than scores on high-stakes tests. Schools should show that they are supporting children along the educational pipeline toward college, career, and community readiness. Are our students attending school? Are they graduating? Are they going to college? And how successfully are schools reducing the achievement gap between high-needs and non-high needs students?

The Strive HI Performance System was designed to account for these factors in student success. Initially created in 2013 by a U.S. Department of Education waiver from certain aspects of the former No Child Left Behind Act, Strive HI has been refocused by the goals and priorities of the 2017-2020 Department of Education and Board of Education Strategic Plan, the governing document for the public education system.

Learn more at <http://bit.ly/StriveHISystem>

About Our School

Principal | Kanoe Ahuna

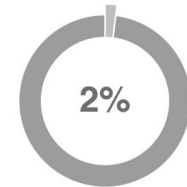
Grades | K-12

808-823-9160

kanuikapono.org

187

students enrolled



of students are English language learners



of students are eligible for Free or Reduced Lunch



of students receive Special Education services

--

of students receiving Special Education services are in general education classes most of the day